



## Getting Around London

Three people are trying to get across London – Mary, Peter and Samir.



Mary wants to get from her house at Crouch End and go to the British Museum. Mary has a guide dog with her as she is visually impaired.

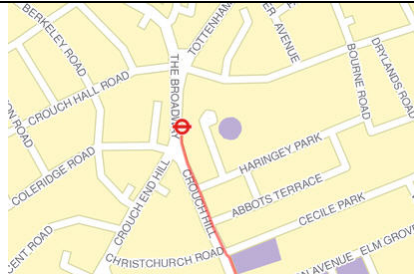
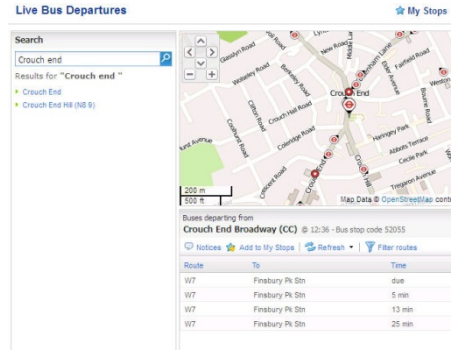
Peter and Samir want to travel from Brixton to the Museum of Childhood at Bethnal Green. Peter and Samir are travelling together, Peter uses a wheelchair to get about.

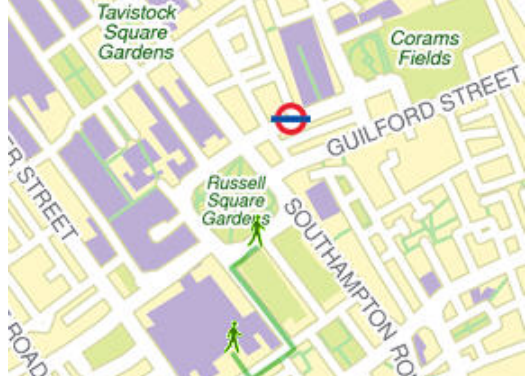



They need to:

- Plan a route
- Buy their tickets
- Find the right way onto the tube following signs
- Find their way back to the street
- Walk to and from bus stops
- Know when to get off the bus
- Find their end locations

Use these sheets to help gather the information

Mary's route																	
<p>Mary lives in Bourne Road and needs to get to the bus stop. Describe her route for her.</p>																	
<p>She needs to find out when the next Bus goes to Finsbury Park Tube Station. She uses her phone to look up the live updates which her phone reads out to her.</p>		<p>Can you see when the next bus is coming? If she misses that one then when is the next one after?</p>  <table border="1" data-bbox="1013 1691 1289 1783"> <thead> <tr> <th>Route</th> <th>To</th> <th>Time</th> </tr> </thead> <tbody> <tr> <td>W7</td> <td>Finsbury Pk Stn</td> <td>due</td> </tr> <tr> <td>W7</td> <td>Finsbury Pk Stn</td> <td>5 min</td> </tr> <tr> <td>W7</td> <td>Finsbury Pk Stn</td> <td>13 min</td> </tr> <tr> <td>W7</td> <td>Finsbury Pk Stn</td> <td>25 min</td> </tr> </tbody> </table>	Route	To	Time	W7	Finsbury Pk Stn	due	W7	Finsbury Pk Stn	5 min	W7	Finsbury Pk Stn	13 min	W7	Finsbury Pk Stn	25 min
Route	To	Time															
W7	Finsbury Pk Stn	due															
W7	Finsbury Pk Stn	5 min															
W7	Finsbury Pk Stn	13 min															
W7	Finsbury Pk Stn	25 min															
<p>How will she know when she has arrived at Finsbury Park Station? She will need to get off the bus and walk to the Tube station. Describe her route for her.</p>		<p>She may need to ask for help to find the entrance to the station. There may be an audio map to help her. Check on the website</p> <p><a href="http://www.tfl.gov.uk/gettingaround/22857.aspx">http://www.tfl.gov.uk/gettingaround/22857.aspx</a></p>															

<p>Describe how to catch a Tube to Russell Square. Has she got her ticket already or will she need to buy one? Think about how she will find her way around the Tube. What line will she go on?</p>		<p>Look up <a href="http://www.tfl.gov.uk/gettingaround/transportaccessibility/1169.aspx">http://www.tfl.gov.uk/gettingaround/transportaccessibility/1169.aspx</a></p> <p>Look up how they try and help people use the Tube.</p> <p>Look up which line she needs to take and how many stops there are.</p>
<p>Describe for Mary how to get from the Tube station through Russell Square Gardens to the British Museum. Find out how easy it is for her to get in.</p>		

<p><b>Peter and Samir's Route</b></p>		
<p>Because they are travelling with a wheelchair they need to plan their route carefully, how will they go about this? Have a look online for help. <a href="http://www.tfl.gov.uk">www.tfl.gov.uk</a></p> <p>Describe for Peter and Samir the different options that are presented with.</p>		<p>Look up the route using the TFL web site using buses and then using the Tube only. Tick the boxes that say you need step free access from street to train.</p> <p>What is the difference in the journey times? Which would be the easiest to do?</p>
<p>Look up what sort of help people using wheelchairs are offered by TFL.</p>		<p>Think about tickets, how to find out information.</p>
<p>How long does it say it takes to walk from Shoreditch station to the Museum of Childhood? Does that make sense for Peter and Samir to do that? Where are the closest bus stops?</p>		
<p>At the museum how easy is to get in? Check their website and see what other help they offer.</p>		<p><a href="http://www.museumofchildhood.org.uk/visit-us/access">http://www.museumofchildhood.org.uk/visit-us/access</a></p>